

Instructions for resetting the password for the Pension Cockpit

Step 1

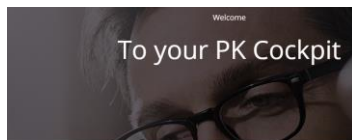
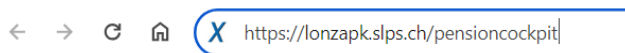
Open our website www.pensionskasse-lonza.ch in your web browser.

Step 2

Click on the "Pension Cockpit" button at the top right.



Step 3



Click on "Forgot password"

Log in to PK Cockpit

Please log in with your access details.

User name

Password

LOG IN >

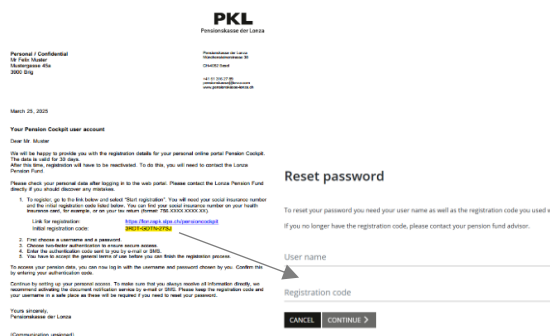
Are you a customer and would like to use our digital offering?

If you do not have access details for the PK Cockpit, please select "Start registration".

START REGISTRATION >

FORGOT PASSWORD >

Step 4



Now enter the user name you created when registering and the registration code you received by post. **If you no longer have the user name and/or registration code, please read the instructions "Ordering new access data" or contact us.**

Step 5

Access code

For security reasons, we have sent an access code via SMS message to your registered mobile phone.

Please enter the code below. The code will only be valid for several minutes.

Access code

Access code

CANCEL

CONFIRM

You will receive your access code for the two-factor authentication via the method specified during registration (e-mail or SMS). Enter the code.

Step 6

Enter password

Please select your new personal password.

Password

at least 8 characters, lower-case letters, upper-case letters, at least 1 number, at least 1 special character _!+%/()@#*~!<>=&

Confirm password

OK

CANCEL

CONTINUE >

Now define a new login password to the Pension Cockpit.

Password change completed

Thank you. Your password change was successful and you can now log in with your access details.

CONTINUE TO LOGIN

You have successfully reset your password and can now log back in to the Pension Cockpit.

Contact Details

Lonza Pension Fund
Münchensteinerstrasse 38
4052 Basel

Telephone number +41 61 316 27 89
pensionskasse@lonza.com
www.pensionskasse-lonza.ch